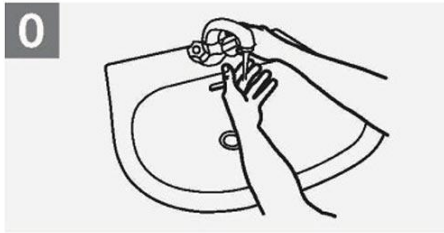
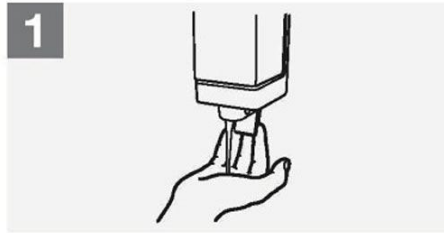


HAND WASHING 101

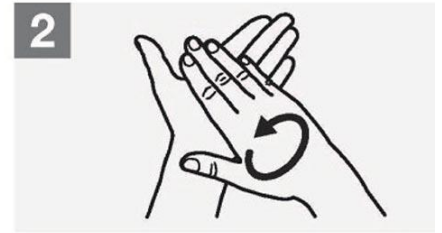
Wash your hands as soon as you walk through the door of your home.



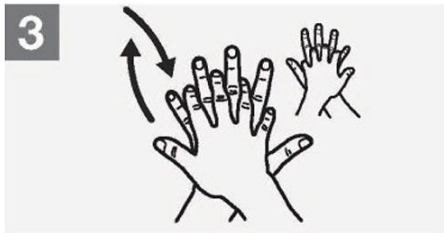
Wet hands with water;



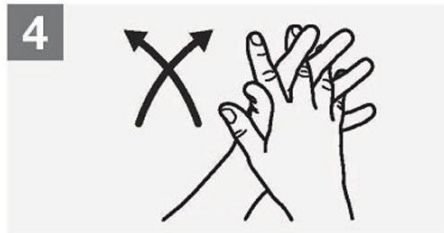
Apply enough soap to cover all hand surfaces;



Rub hands palm to palm;



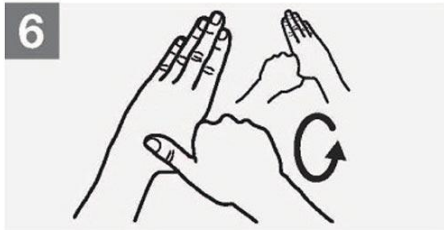
Right palm over left dorsum with interlaced fingers and vice versa;




Palm to palm with fingers interlaced;



Backs of fingers to opposing palms with fingers interlocked;



Rotational rubbing of left thumb clasped in right palm and vice versa;



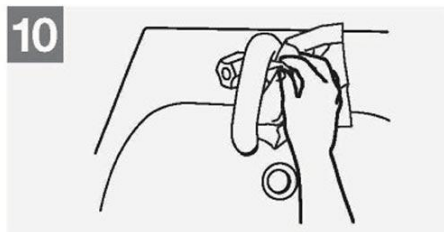
Rotational rubbing, backwards and forwards with clasped fingers of right hand in left palm and vice versa;



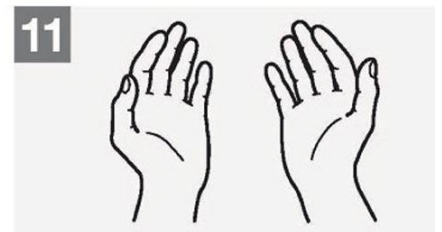
Rinse hands with water;



Dry hands thoroughly with a single use towel;



Use towel to turn off faucet;



Your hands are now safe.

Reprinted from: "How to Handwash," © World Health Organization (2009).